



Lamar - Milledge Elementary School

 510 Eve St, Augusta, GA 30904

 (706)737-7262

 Grades: K-5

 Enrollment: 382 students

Note: For information on educator qualifications and other federal reporting requirements, [click here](#). Discipline data are available in the [K-12 Student Discipline Dashboard](#).

Performance Snapshot

- Lamar - Milledge Elementary School's **overall performance is higher than 12% of schools in the state** and is similar to its district.
- Its students' **academic growth is higher than 38% of schools in the state** and higher than its district.
- 18.5% of its 3rd grade students are reading at or above the grade level target.**

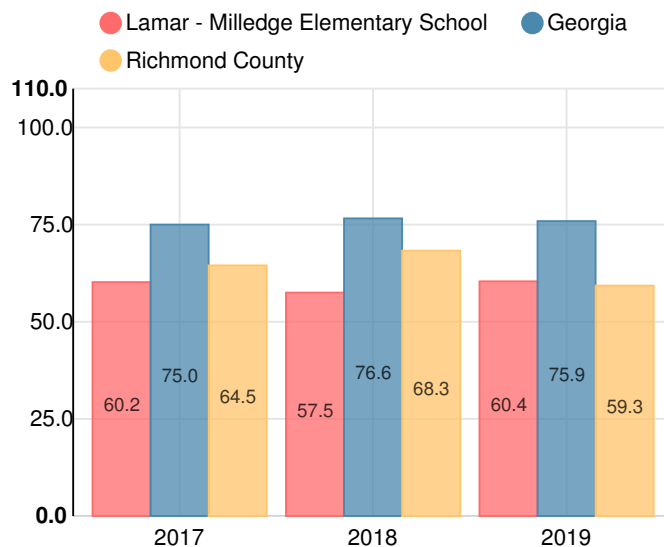
School Wide

D60.4

Year	Lamar - Milledge Elementary School
2019	D
2018	F
2017	D
2016	F
2015	F

Grade conversion	
A	90 - 100
B	80 - 89.9
C	70 - 79.9
D	60 - 69.9
F	0 - 59.9

CCRPI Single Score



Student Mobility Rate

30.4%

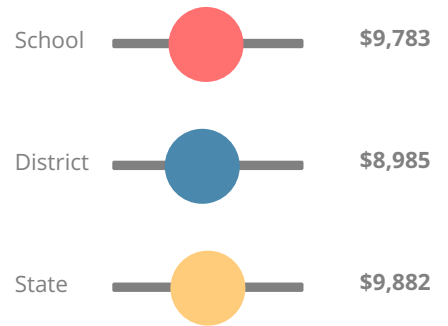
School Climate Star Rating



Financial Efficiency Star Rating

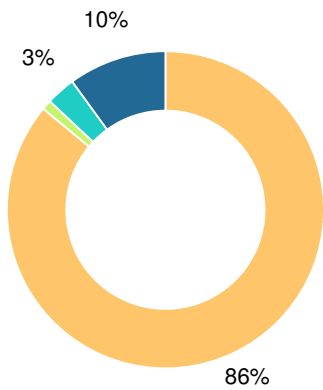


Per Pupil Expenditures



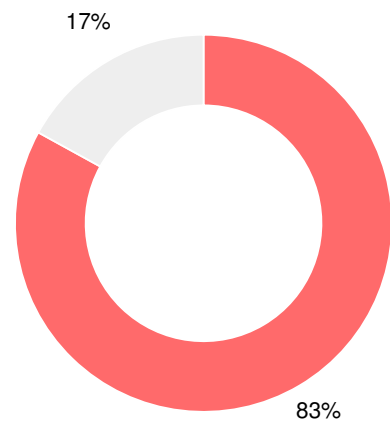
Race/Ethnicity

- Asian/Pacific Islander
- American Indian/Alaskan
- Black
- Hispanic
- Multi-racial
- White



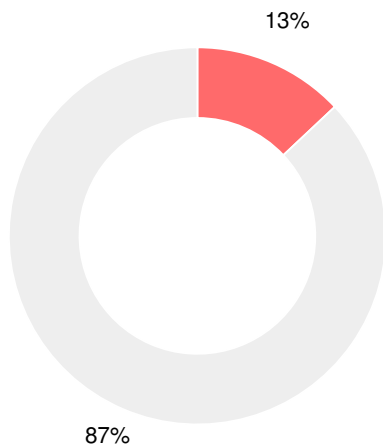
Economically Disadvantaged (ED)

- ED
- Not ED



Students with Disability (SWD)

- SWD
- Not SWD



English Language Learners (ELL)

- ELL
- Not ELL



Elementary

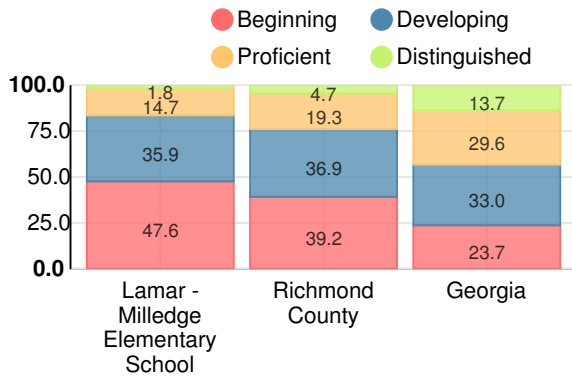
CCRPI Score

Lamar - Milledge Elementary School

Indicator	2019
Content Mastery	35.9
Progress	79.8
Closing Gaps	82.1
Readiness	46.8
CCRPI Score	60.4

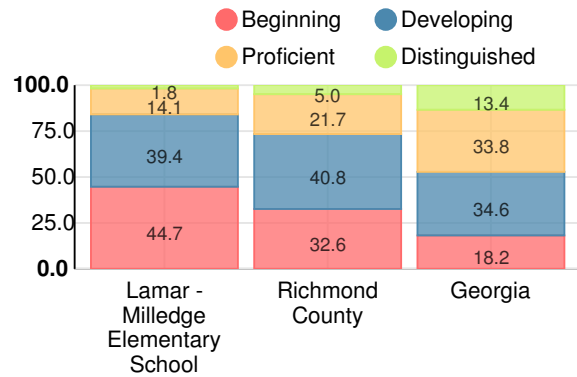
English

Percent of students scoring in each performance level on 2019 Georgia Milestones for elementary grades



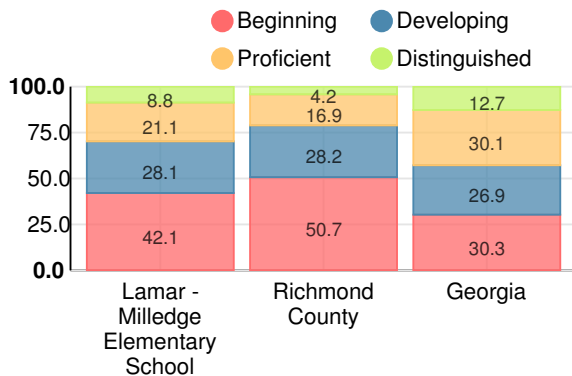
Mathematics

Percent of students scoring in each performance level on 2019 Georgia Milestones for elementary grades



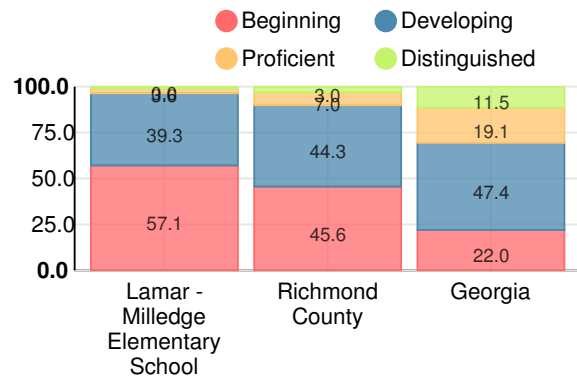
Science

Percent of students scoring in each performance level on 2019 Georgia Milestones for elementary grades



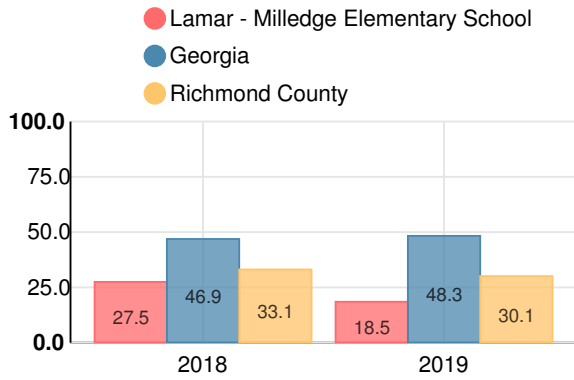
Social Studies

Percent of students scoring in each performance level on 2019 Georgia Milestones for elementary grades



Reading at or above the Grade Level Target (3rd Grade)

Percent of students in grade 3 achieving Lexile measure equal to or greater than 670



Reading at or above the Grade Level Target (5th Grade)

Percent of students in grade 5 achieving Lexile measure equal to or greater than 920

